



# SERVICE *No.884* BULLETIN

Piper Aircraft Corporation  
Vero Beach, Florida, U.S.A.

\*\*\*\*\*  
\* PIPER CONSIDERS \*  
\* COMPLIANCE MANDATORY \*  
\*\*\*\*\*

Date April 8, 1988 S/M

SUBJECT:

Lock Wiring of V-Band Couplings

MODELS AFFECTED:

SERIAL NUMBERS AFFECTED:

PA-23-250 Turbo Aztec (6 place)  
PA-24-260 Turbo Comanche  
PA-28-201T Turbo Dakota  
PA-28R-201T Turbo Arrow III  
PA-28RT-201T Turbo Arrow IV  
  
PA-30 Turbo Twin Comanche  
PA-31, PA-31-325 Navajo  
PA-31-350 Navajo Chieftain  
PA-31-350 T-1020  
PA-31P Pressurized Navajo  
PA-31P-350 Mojave  
PA-31T Cheyenne/Cheyenne II  
PA-31T1 Cheyenne I/Cheyenne IA  
  
PA-31T2 Cheyenne IIXL  
  
PA-31T3 T-1040  
  
PA-32RT-300T Turbo Lance II  
PA-32-301T Turbo Saratoga  
PA-32R-301T Turbo Saratoga SP  
  
PA-34-200T Seneca II  
PA-34-220T Seneca III  
  
PA-39 Turbo Twin Comanche  
PA-42 Cheyenne III  
  
PA-42-720R Cheyenne  
  
PA-42-720 Cheyenne IIIA

27-2505 through 27-8154030  
24-3642, 24-4000 through 24-6000  
28-7921001 through 28-7921095  
28R-7703001 through 28R-7803374  
28R-7931001 through 28R-8631005  
2831001 through 2831035  
30-1 through 30-2000  
31-2 through 31-8312019  
31-5001 through 31-8452021  
31-8253001 through 31-8553002  
31P-1 through 31P-7730012  
31P-8414001 through 31P-8414050  
31T-7400002 through 31T-8120104  
31T-7804001 through 31T-8304003,  
31T-1104004 through 31T-1104017  
31T-8166001 through 31T-8166076,  
31T-1166001 through 31T-1166008  
31T-8275001 through 31T-8475001 and  
31T-5575001  
32R-7887001 through 32R-7987126  
32-8024001 through 32-8424002  
32R-8029001 through 32R-8629006,  
3229001 through 3229003  
34-7570001 through 34-8170092  
34-8133001 through 34-8633031,  
3433001 through 3433088  
39-1 through 39-155  
42-7800001, 42-7800002, 42-7801003,  
42-7801004, 42-8001001 through  
42-8001106  
42-5501024, 42-5501028, 42-5501032,  
42-5501034 through 42-5501038  
42-8301001, 42-8301002, 42-5501003  
through 42-5501023, 42-5501025  
through 42-5501027, 42-5501029  
through 42-5501031, 42-5501033,  
42-5501039 through 42-5501047

(Over)  
ATA: 7800/2100

PA-42-1000 Cheyenne 400LS  
PA-44-180T Turbo Seminole  
PA-46-310P Malibu

42-5527001 through 42-5527037  
44-8107001 through 44-8207020  
46-8408001 through 46-8608067  
4608001 through 4608100

PA-60-600 Aerostar 600  
PA-60-601 Aerostar 601  
PA-60-601P Aerostar 601P

60-0001-003 through 60-0941-8161263  
61-0001-004 through 61-0880-8162157  
61P-0157-001 through  
61P-0860-8163455

PA-60-602P Aerostar 602P

62P-0750-8165001 through  
62P-0944-8165065, 60-8365001  
through 60-8365021

PA-60-700P Aerostar 700P

60-8423001 through 60-8423025

**NOTE:** Affected are all aircraft in the above listed serial numbers which utilize V-Band Couplings in the exhaust, bleed air or cabin heat system.

**COMPLIANCE TIME:** At the next regularly scheduled maintenance event, but not to exceed the next one-hundred (100) hours of operation.

**PURPOSE:** Reports have been received of broken "T-bolts" in the V-Band Couplings used in the exhaust, bleed air and cabin heat systems on various Piper Airplanes. The failure of a T-bolt can allow the coupling to separate, permitting hot exhaust gases or bleed air to be expelled, creating a fire hazard.

This Service Bulletin provides an illustration and instructions for the inspection or installation of lock wire to the V-Band Couplings. Lock wiring of the V-Band Coupling will help prevent the above described condition, should failure of a "T-bolt" occur.

**APPROVAL:** The modification to the affected aircraft described in this publication has been approved by the F.A.A.

**INSTRUCTIONS:**

1. Refer to the applicable parts catalog to determine the number and location of V-Band Couplings on the affected aircraft.
2. Inspect all V-Band Couplings for security and integrity of T-bolts and lock wire (if installed). Refer to Sketch "A" attached.
3. If lock wire is damaged or missing, lock wire coupling using MS20995-C41 wire. Refer to Sketch "A".
4. Make an appropriate logbook entry of compliance with this Service Bulletin.

**MATERIAL REQUIRED:** MS20995-C41 Wire, As Required.

**AVAILABILITY OF PARTS:** Local procurement/shop stock.

**EFFECTIVITY DATE:** This Service Bulletin is effective upon receipt.

SUMMARY:

Any applicable Factory Participation will remain in effect for a period of time not to exceed 180 days from the date of this Service Bulletin.

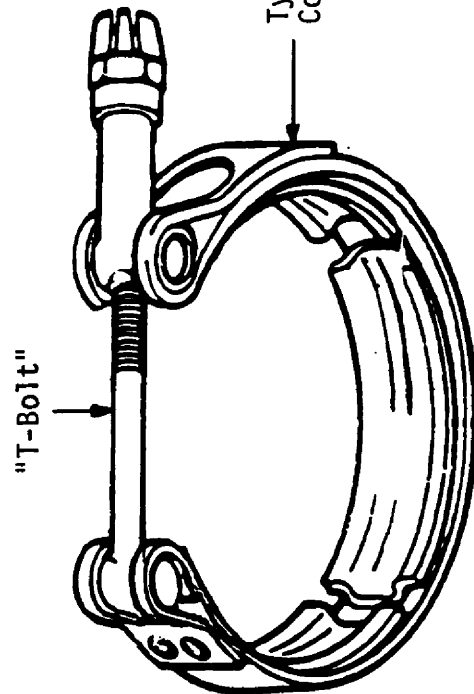
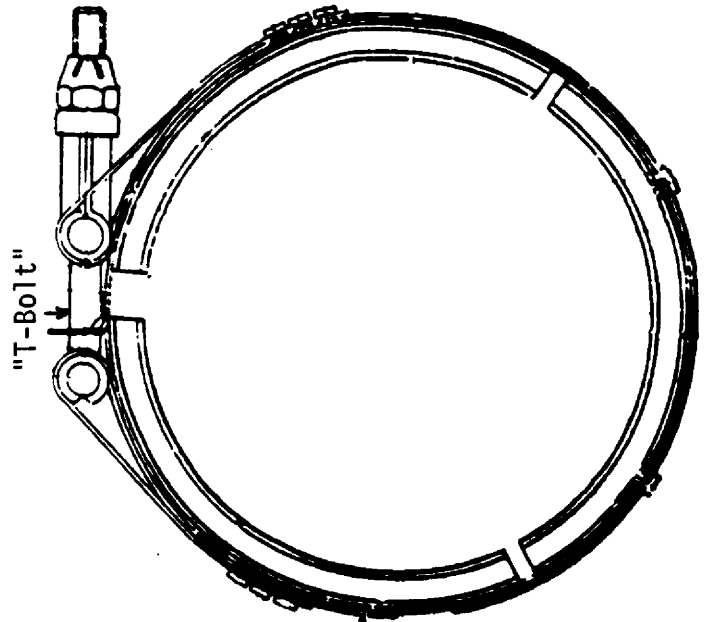
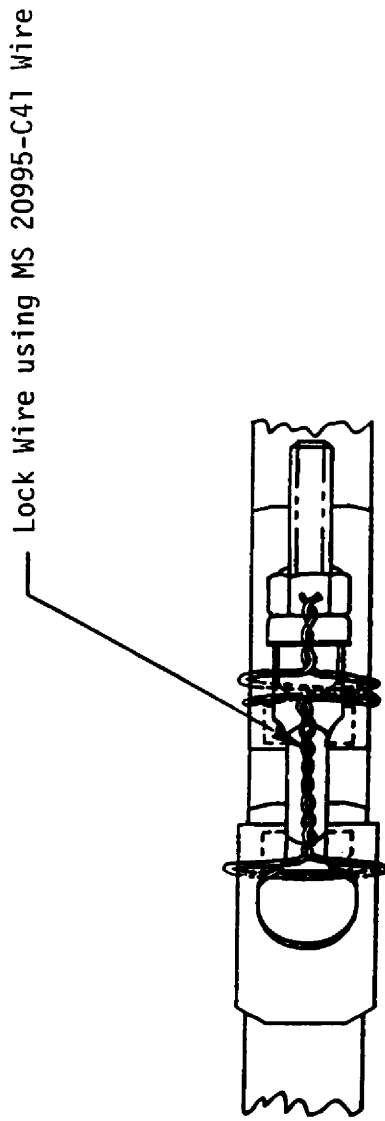
Please contact your Factory Authorized Piper/Piper Cheyenne Field Service Facility to make arrangements for compliance with this Service Bulletin, in accordance with the Compliance Time Indicated, and to obtain information concerning any applicable Factory Participation.

NOTE: If you are no longer in possession of this aircraft, please forward this information to the present owner/operator and notify the Factory of address/ownership corrections. Changes should include aircraft model, serial number, current owner's name and address.

Corrections/Changes should be directed to:

Piper Aircraft Corporation  
Attn: Customer Services  
P.O. Box 1328  
Vero Beach, FL 32961-1328

SKETCH "A"



Typical V-Band Coupling